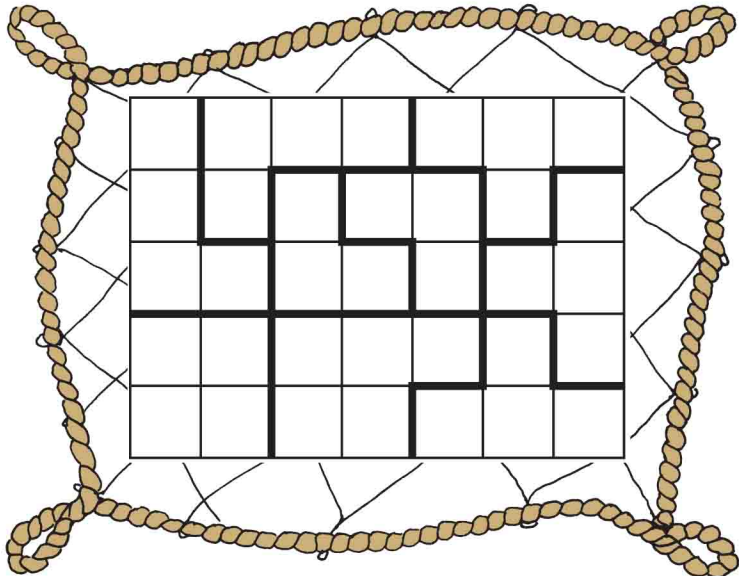




Jesus called His first disciples from their jobs as fishermen.

Jesus called 2 brothers casting nets and 2 other brothers in a boat with their father, Zebedee. Find out who they were.

Fit the pieces into the net to find their names.

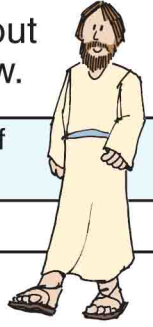


Word search pieces:

- JO
- ES
- RE
- DN
- JA
- TER
- W
- PE
- H
- A
- N

Jesus Begins to Preach

Jesus left Nazareth and went to live in Capernaum. Learn more about His travels by labeling the map below.



Unscramble the words with the help of the word bank, then fill in the blanks.

WORD BANK

Capernaum	Salt Sea
Nazareth	Sea of Galilee
Samaria	Great Sea
Jerusalem	Jordan River

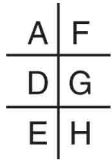
1. rteaG eSa
2. enmuapaCr
3. ltaS eSa
4. odaJrn eiRvr
5. eSa fo eliGale
6. zaNrhtea
7. lmaJruese
8. amSraia



Enter your **SECRET CODE** to unlock games @ games.childrensbulletins.com **SECRET CODE!**
BBJS01

From that time on Jesus began to preach.
What did He say?

Use the code here to find the words.



Handwriting practice lines with various geometric shapes and letters for tracing:

- Line 1: A series of connected shapes: a quarter-circle, a right-angled triangle, a slanted triangle, a right-angled triangle, a slanted triangle, a quarter-circle.
- Line 2: A series of connected shapes: a right-angled triangle, a slanted triangle, a quarter-circle, a quarter-circle, a right-angled triangle, a right-angled triangle.
- Line 3: A series of connected shapes: a slanted triangle, a slanted triangle, a slanted triangle, a square, a square, a slanted triangle, a slanted triangle.
- Line 4: A series of connected shapes: a slanted triangle, a right-angled triangle.
- Line 5: A series of connected shapes: a right-angled triangle, a right-angled triangle, a right-angled triangle, a quarter-circle, a right-angled triangle, a slanted triangle.
- Line 6: A series of connected shapes: a slanted triangle, a quarter-circle, a slanted triangle, a right-angled triangle, a right-angled triangle, a quarter-circle.

Jesus was walking beside the Sea of Galilee and called out to some fishermen there. What did He say?

Follow the arrows from letter to letter.

Tracing guide for the word "C... N":

- Row 1: "C" followed by three horizontal lines with arrows pointing up, up-right, and up.
- Row 2: Five horizontal lines with arrows pointing left, up, up, right, right, and down.
- Row 3: Five horizontal lines with arrows pointing right, left, down-left, down, and right.
- Row 4: Five horizontal lines with arrows pointing up-right, down, down, left, and left.
- Row 5: Three horizontal lines with arrows pointing up, up-right, and left.
- Row 6: Three horizontal lines with arrows pointing down, down, and left.
- Row 7: Five horizontal lines with arrows pointing down, right, right, up-right, up-right, down, and down.
- Row 8: Three horizontal lines with arrows pointing down, up-right, and left.
- Row 9: Three horizontal lines with arrows pointing down, left, and left.

